


# PUREGRAFT Boost™ ADIPOSE MICRONIZER



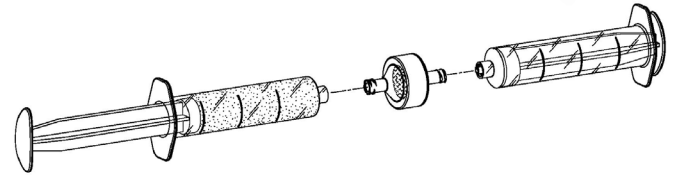
## INSTRUCTIONS FOR USE

### INTENDED USE

Puregraft Boost™ Adipose Micronizer is a proprietary patented single-use device designed to uniformly size harvested adipose tissue.

The Puregraft Boost can produce multiple-sized tissue derivatives from lipoaspirate:

1,500µm -500µm

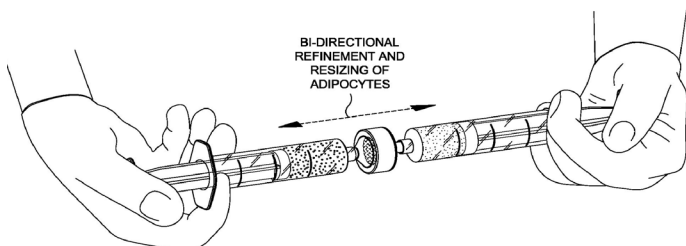


### QUICK START INSTRUCTIONS

#### ACQUIRE ADIPOSE GRAFT

- Infiltrate harvest site (subdermal fat) with tumescent solution using a 2.1mm - 2.4mm infiltrator on a luer-lock syringe.
- Harvest subdermal fat using a 60cc luer-lock syringe attached to a 2.1mm - 2.4mm harvesting cannula.
- Gravity decant harvested specimen for 3 minutes in syringe.
- Expel infranatant fluid from beneath the graft.
- Fragment. Attach syringe to each end of the Puregraft Boost and transfer specimen back and forth for 10 times.
- Flush the Puregraft Boost. Upon completion of transferring back and forth 10 times, use a 10ml syringe with 5ml of normal saline, attach an empty 10ml syringe and push the 5ml of saline through.

PLEASE NOTE: EACH PUREGRAFT BOOST CAN BE USED INDEPENDENTLY OR IN CONJUNCTION WITH OTHER SIZES, BUT DOES NOT REQUIRE A STEP DOWN / SIZE DOWN TECHNIQUE.

















### SIZING: 15TM PUREGRAFT BOOST ADIPOSE MICRONIZER (1,500µm)

- Attach a sterile 20cc luer-lock syringe holding the adipose tissue to the 15TM Puregraft Boost (1,500µm).
- Attach a second sterile 20cc luer-lock syringe to the other end of the 15TM Puregraft Boost.
- Manually force the adipose tissue back and forth between syringes 10 times to initiate sizing.

### SIZING: 5TM PUREGRAFT BOOST ADIPOSE MICRONIZER (500µm)

- Attach a sterile 20cc luer-lock syringe holding the adipose tissue to the 5TM Puregraft Boost (500µm).
- Attach a second sterile 20cc luer-lock syringe to the other end of the 5TM Puregraft Boost.
- Manually force the adipose tissue back and forth between syringes 10 times to initiate sizing.

 Consult Instructions For Use	 LOT Batch Code	 <b>STERILE</b> Sterilized Using Irradiation
 Do Not Reuse	 Do Not Use If Damaged	 Manufacturer
 REF Catalog Number	 Expiration Date	 EU Safety
 Keep Dry	 Manufacture Date	 Medical Device
 Sterile Barrier	 Do No Resterilize	
<b>Rx ONLY</b> CAUTION: Federal law (USA) restricts this device to, by or on the order of a physician		

 **KMI IMI GROUP**  
(dba Innovative Med, Inc.)  
4 Autry, Suite B  
Irvine, CA 92618  
949.458.1897



24-0082D